

SSS SERIES POLES

SQUARE STRAIGHT STEEL

Cat. #		Approvals
Job	Type	

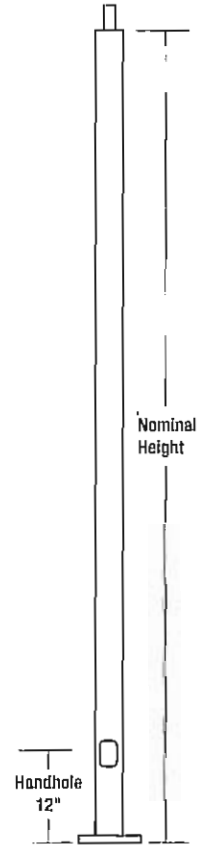


APPLICATIONS

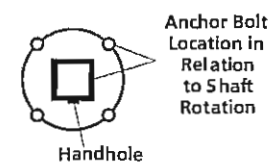
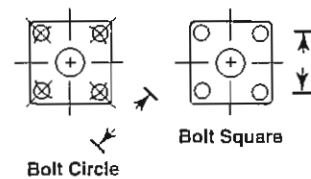
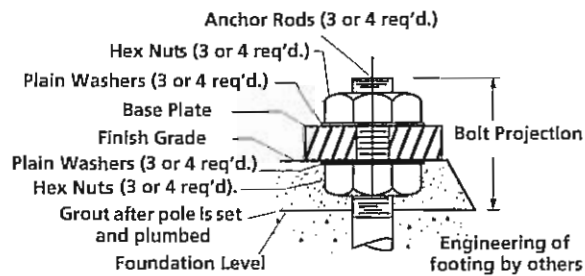
- Lighting installations for top mounting of luminaires with effective projected area (EPA) not exceeding maximum allowable loading of the specified pole in its installed geographic location.

FEATURES

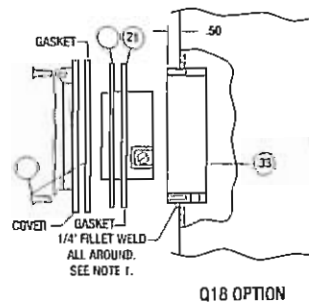
- SHAFT:** One-piece straight steel with square cross section, flat sides and minimum 0.36" radius on all corners. Minimum yield of 46,000 psi (ASTM-A500, Grade B). Longitudinal weld seam to appear flush with shaft side wall. Steel base plate with axial bolt circle slots welded flush to pole shaft having minimum yield of 36,000 psi (ATM-A36).
- BASE COVER:** Two-piece square aluminum base cover included standard.
- HAND HOLE:** Rectangular steel-reinforced hand hole (2.5" x 4.5"). Pole grounding lug located behind gasketed cover.
- ANCHOR BOLTS:** Four galvanized anchor bolts provided per pole with minimum yield of 55,000 psi (modified ASTM-A36). Galvanized hardware with two washers/nuts per bolt for leveling meet or exceed bolt strength.
- FINISH:** Durable Lektrocote® TGIC thermoset polyester powder coat paint finish with nominal 3.0 mil thickness. Zinc-rich powder paint prime applied over "white metal" steel substrate cleaned via mechanical shot blast method. Decorative finish coat available in seven standard colors. Custom colors available. RAL number preferable. Internal protective coating available. Lektrocote® meets or exceeds the following standards:
 - Exterior Durability: up to five years Florida exposure with 10% or less gloss reduction.
 - ASTM B-117: 1000 hour salt spray test.
 - ASTM D-2247: 1000 hour salt spray test.
 - ASTM D-2794: 1000 hour salt spray test.
 - ASTM D-522: 1000 hour salt spray test.
 - ASTM 3359B: 1000 hour salt spray test.



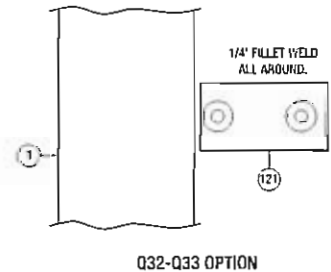
BASE DETAIL



15 AMP GFCI RECEPTACLE & COVER



MID-POLE LUMINAIRE BRACKET

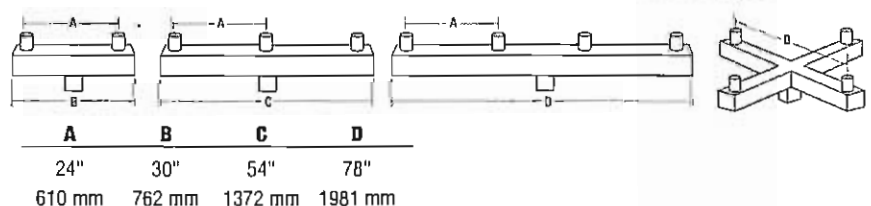


ACCESSORIES: SQUARE STEEL BRACKETS

(order as separate part #, field installed)

Catalog Number	Description	Max. WL per Tonon		Bracket EPA		Max. Loading Wt.	
		lbs	kg	ft²	M²	lbs	kg
SSB-21-M51	Twin 180°	60	27.2	1.2	.11	24	10.9
SSB-31-M51	Triple 180°	60	27.2	2.3	.21	44	20.0
SSB-41-M51	Quad 180°	60	27.2	3.4	.31	64	29.0
SSB-43-M51	Quad 90°	60	27.2	2.8	.26	46	20.9

1 Bronze color standard, for other colors, add suffix to catalog number; -M50 - black finish; -M52 - white finish; -M53 - gray finish.



ORDERING INFORMATION

S - S - S - 25 - 40 - 1 - TA - DB
 | | | | | | | |
 Cross Section Style Material Nominal Length Nominal Shaft Dia. Shaft Thickness Mounting Type Finish

Catalog Number	Pole Ht.		Nominal Shaft Dim.	Wind Load Rating ¹					Wall Thick.	Bolt Circle (sug.)	Bolt Circle	Bolt Sq.	Base Plate (sq)	Anchor Bolt Size	Bolt Proj.	Pole Wt. (lbs)
	ft	m		70 mph	80 mph	90 mph	100 mph	120 mph								
SSS-10-40-1-XX-XX	10	3.0	4	38	28.5	22	17	11	.119	11"	8 - 11"	5.6 - 7.8"	10.25 x 0.75"	.75 x 30 x 3"	4"	91
SSS-10-50-1-XX-XX	10	3.0	5	60	46	36	28	19	.119	11"	10 - 13.5"	7.1 - 9.5"	12 x 1"	.75 x 30 x 3"	4"	106
SSS-12-40-1-XX-XX	12	3.7	4	28	21	15	12	7.5	.119	11"	8 - 11"	5.6 - 7.8"	10.25 x 0.75"	.75 x 30 x 3"	4"	104
SSS-12-50-1-XX-XX	12	3.7	5	45	33	25	20	13	.119	11"	10 - 13.5"	7.1 - 9.5"	12 x 1"	.75 x 30 x 3"	4"	122
SSS-14-40-1-XX-XX	14	4.3	4	23	17	12.5	9.5	6	.119	11"	8 - 11"	5.6 - 7.8"	10.25 x 0.75"	.75 x 30 x 3"	4"	116
SSS-14-40-7-XX-XX	14	4.3	4	34.5	25.5	20	15	9.5	.179	11"	8.5 - 12"	6 - 8.4"	11 x 1"	.75 x 30 x 3"	4"	158
SSS-14-50-1-XX-XX	14	4.3	5	38	28.5	21.5	16.5	10.5	.119	11"	10 - 13.5"	7.1 - 9.5"	12 x 1"	.75 x 30 x 3"	4"	138
SSS-16-40-1-XX-XX	16	4.9	4	19.5	14	10.5	7.5	4	.119	11"	8 - 11"	5.6 - 7.8"	10.25 x 0.75"	.75 x 30 x 3"	4"	128
SSS-16-40-7-XX-XX	16	4.9	4	29.5	21.5	16	12	8	.179	11"	8.5 - 12"	6 - 8.4"	11 x 1"	.75 x 30 x 3"	4"	176
SSS-16-50-1-XX-XX	16	4.9	5	32	23.5	17.5	13.5	8	.119	11"	10 - 13.5"	7.1 - 9.5"	12 x 1"	.75 x 30 x 3"	4"	153
SSS-16-50-7-XX-XX	16	4.9	5	47.5	35.5	27	21.5	13.5	.179	11"	10 - 13.5"	7.1 - 9.5"	12 x 1"	.75 x 30 x 3"	4"	214
SSS-18-40-1-XX-XX	18	5.5	4	16.5	11.5	8.5	6	3	.119	11"	8 - 11"	5.6 - 7.8"	10.25 x 0.75"	.75 x 30 x 3"	4"	147
SSS-18-40-7-XX-XX	18	5.5	4	25.5	18	13.5	10.5	6	.179	11"	8.5 - 12"	6 - 8.4"	11 x 1"	.75 x 30 x 3"	4"	201
SSS-18-50-1-XX-XX	18	5.5	5	27.5	20	14	11	6	.119	11"	10 - 13.5"	7.1 - 9.5"	12 x 1"	.75 x 30 x 3"	4"	175
SSS-18-50-7-XX-XX	18	5.5	5	42	31	23.5	18	11	.179	11"	8.5 - 12"	6 - 8.4"	12 x 1"	.75 x 30 x 3"	4"	243
SSS-20-40-1-XX-XX	20	6.1	4	13.5	9.5	6.5	4.5	1.8	.119	11"	8 - 11"	5.6 - 7.8"	10.25 x 0.75"	.75 x 30 x 3"	4"	160
SSS-20-40-7-XX-XX	20	6.1	4	22	16	11.5	8.5	4.5	.179	11"	8.5 - 12"	6 - 8.4"	11 x 1"	.75 x 30 x 3"	4"	173
SSS-20-50-1-XX-XX	20	6.1	5	23.5	17	12	9	4.5	.119	11"	10 - 13.5"	7.1 - 9.5"	12 x 1"	.75 x 30 x 3"	4"	191
SSS-20-50-7-XX-XX	20	6.1	5	36.5	27	20	15.5	9	.179	11"	10 - 13.5"	7.1 - 9.5"	12 x 1"	.75 x 30 x 3"	4"	266
SSS-20-60-7-XX-XX	20	6.1	6	51	38	28.5	22	14.5	.179	12"	11 - 13.5"	7.8 - 9.5"	12 x 1"	1 x 36 x 4"	4"	312
SSS-25-40-1-XX-XX	25	7.6	4	8.5	5	3	1.5	NR	.119	11"	8 - 11"	5.6 - 7.8"	10.25 x 0.75"	.75 x 30 x 3"	4"	238
SSS-25-40-7-XX-XX	25	7.6	4	14.5	10	6.5	4.5	1.4	.179	11"	8.5 - 12"	6 - 8.4"	11 x 1"	.75 x 30 x 3"	4"	266
SSS-25-50-1-XX-XX	25	7.6	5	15	10.5	6.5	4	NR	.119	11"	10 - 13.5"	7.1 - 9.5"	12 x 1"	1 x 36 x 4"	4"	231
SSS-25-50-7-XX-XX	25	7.6	5	25	18	12.5	8.5	4	.179	11"	10 - 13.5"	7.1 - 9.5"	12 x 1"	1 x 36 x 4"	4"	324
SSS-25-50-3-XX-XX	25	7.6	5	36.5	26	19	14	8	.250	11"	10 - 13.5"	7.1 - 9.5"	12 x 1"	1 x 36 x 4"	4"	437
SSS-25-60-7-XX-XX	25	7.6	6	38.5	28	20.5	15	8	.179	12"	11 - 13.5"	7.8 - 9.5"	12 x 1"	1 x 36 x 4"	4"	404
SSS-27-40-7-XX-XX	27	8.2	4	-	9.4	-	4.2	1.2	.179	11"	8.5 x 12"	6 - 8.4"	11 x 1"	1 x 36 x 4"	4"	290
SSS-30-40-7-XX-XX	30	9.1	4	6.5	4.5	2.5	1.5	NR	.179	11"	8.5 x 12"	6 - 8.4"	11 x 1"	1 x 36 x 4"	4"	313
SSS-30-50-1-XX-XX	30	9.1	5	7.5	5.5	2.5	NR	NR	.119	11"	10 - 13.5"	7.1 - 9.5"	12 x 1"	1 x 36 x 4"	4"	274
SSS-30-50-7-XX-XX	30	9.1	5	18	12	8	4.5	NR	.179	11"	10 - 13.5"	7.1 - 9.5"	12 x 1"	1 x 36 x 4"	4"	398
SSS-30-50-3-XX-XX	30	9.1	5	22	16	13	8	3.8	.250	11"	10 - 13.5"	7.1 - 9.5"	12 x 1"	1 x 36 x 4"	4"	537
SSS-30-60-7-XX-XX	30	9.1	6	30	20	14	9	3.4	.179	12"	11 - 13.5"	7.8 - 9.5"	12 x 1"	1 x 36 x 4"	4"	467
SSS-30-60-3-XX-XX	30	9.1	6	42	30	22	16	8	.250	12"	11 - 13.5"	7.8 - 9.5"	12 x 1"	1.25 x 42 x 6"	4"	630
SSS-35-60-7-XX-XX	35	10.7	6	20.5	13	8	4.5	NR	.179	12"	11 - 13.5"	7.8 - 9.5"	12 x 1"	1 x 36 x 4"	4"	538
SSS-35-60-3-XX-XX	35	10.7	6	26	18	12	7.5	3.4	.250	12"	11 - 13.5"	7.8 - 9.5"	12 x 1"	1.25 x 42 x 6"	4"	726
SSS-40-60-7-XX-XX	40	12.2	6	11	8	3.5	NR	NR	.179	12"	11 - 13.5"	7.8 - 9.5"	12 x 1"	1 x 36 x 4"	4"	614
SSS-40-60-3-XX-XX	40	12.2	6	14	10.5	5.5	2.5	NR	.250	12"	11 - 13.5"	7.8 - 9.5"	12 x 1"	1.25 x 42 x 6"	4"	802

¹ Allowable EPA with 1.3 gust factor. To determine max. pole loading weight, multiply allowable EPA by 30 lbs.

NOTE: Factory supplied template must be used when setting anchor bolts. Hubbell Lighting will deny any claim for incorrect anchorage placement resulting from failure to use factory supplied template and anchor bolts.

COMPLETE PART NUMBER REQUIRES SHAFT ABOVE PLUS MOUNTING TYPE, FINISH & APPROPRIATE OPTIONS BELOW

MOUNTING TYPE

TA	Tenon (2.375" OD)
TB	Tenon (2.875" DD)
TR	Removable Tenon (2.375 x 4.25)

FINISH

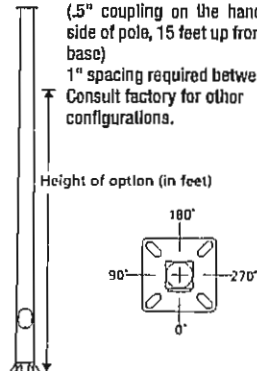
DB	Derk Bronze
BL	Black
WH	White
GR	Gray
PS	Platinum Silver
CC	Custom Color (Consult Factory)
PR	Primer Only

OPTIONS

Q55	Internal Coating (Hubbell Seal)
Q1B ²	15 Amp GFCI Receptacle and Cover
Q22 ²	Extra Handhole
Q26 ³	.5" Coupling
Q27 ³	.75" Coupling
Q30 ³	2" Coupling
Q32 ³	Mid-pole Luminaire Bracket
Q40	Vibration Damper
LAB	Less Anchor Bolts
CSA	CSA Certified (consult factory)

OPTION ORIENTATION

Follow the logic below when ordering location specific options. For each option, include its orientation (in degrees) and its height (in feet). Example: Option Q26 should be ordered as: SSS-20-40-1-TA-DB-Q26-0-16 (5" coupling on the handhole/arm side of pole, 15 feet up from the pole base) 1" spacing required between option. Consult factory for other configurations.



Due to our continued efforts to improve our products, product specifications are subject to change without notice.



Hubbell Outdoor Lighting • 101 Corporate Drive • Spartanburg, SC 29303 • PHONE: 864-599-6000

For more information visit our web site: www.hubbell-ltg.com