

# RTS SERIES POLES

ROUND TAPERED STEEL

Cat. #		Approvals
Job	Type	



### APPLICATIONS

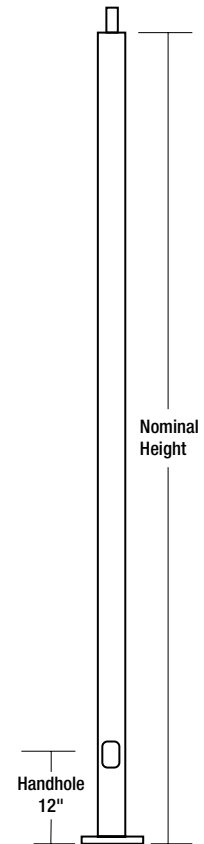
- Lighting installations for top mounting of luminaires with effective projected area (EPA) not exceeding maximum allowable loading of the specified pole in its installed geographic location.

### FEATURES GROUP 1

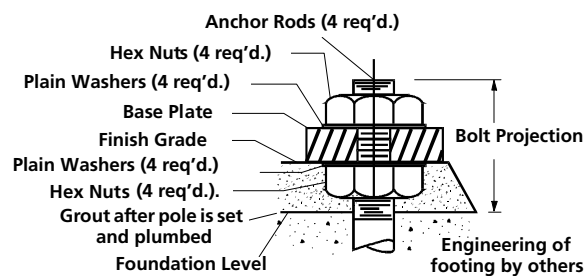
- Round Tapered Steel Shaft
- One-piece construction
- Ground lug standard
- Galvanized anchor bolts and template included (4-bolt design), nut cover for anchor bolts standard
- Reinforced handhole standard
- Optional Base Cover

### FEATURES GROUP 2

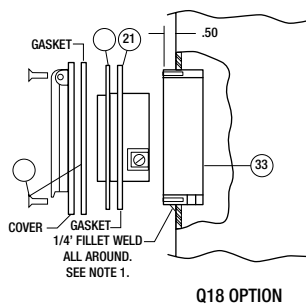
- Round Tapered Steel Shaft
- One or two-piece construction
- Side or tenon mounting
- Ground lug standard
- Galvanized anchor bolts and template included (4-bolt design), nut cover for anchor bolts standard
- Reinforced handhole standard
- FINISH: Durable Lektrocote® TGIC thermoset polyester powder coat paint finish with nominal 3.0 mil thickness. Zinc-rich powder paint prime applied over "white metal" steel substrate cleaned via mechanical shot blast method. Decorative finish coat available in seven standard colors. Custom colors available. RAL number preferable. Internal protective coating available. Lektrocote® meets or exceeds the following standards:
  - Exterior Durability: up to five years Florida exposure with 10% or less gloss reduction.
  - ASTM B-117: 1000 hour salt spray test.
  - ASTM D-2247: 1000 hour salt spray test.
  - ASTM D-2794: 1000 hour salt spray test.
  - ASTM D-522: 1000 hour salt spray test.
  - ASTM 3359B: 1000 hour salt spray test.



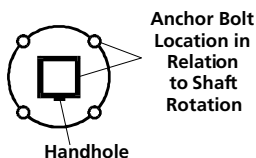
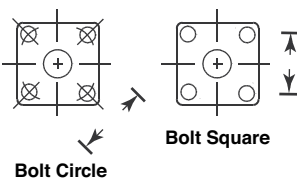
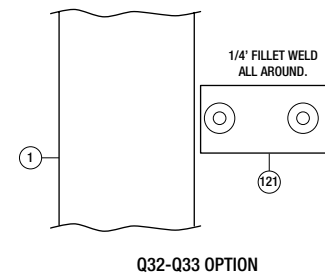
### BASE DETAIL



### 15 AMP GFCI RECEPTACLE & COVER



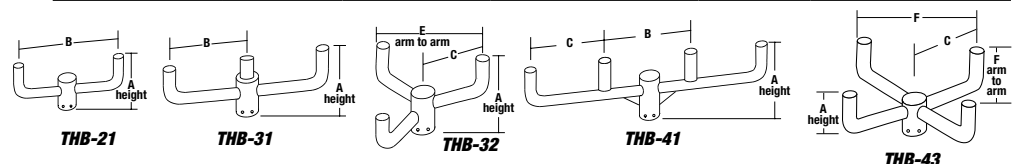
### MID-POLE LUMINAIRE BRACKET



### ACCESSORIES: BULL HORN BRACKETS

(order as separate part #, field installed)

Catalog Number	Maximum Loading		Description	Finish	Weight lbs. (kg)	EPA ft² (m²)
	Fixture Qty.	Weight lbs (kg)				
THB-21	2	210 (95.3)	Two tenons at 180°	Bronze	17 (7.7)	.9 (0.1)
THB-21-M53	2	210 (95.3)	Two tenons at 180°	Gray	17 (7.7)	.9 (0.1)
THB-31	3	315 (142.9)	Three tenons at 180°	Bronze	30 (13.6)	1.5 (0.1)
THB-32	3	315 (142.9)	Three tenons at 120°	Bronze	23 (10.4)	1.2 (0.1)
THB-41	4	420 (190.5)	Four tenons at 180°	Bronze	43 (19.5)	2.2 (0.2)
THB-43	4	420 (190.5)	Four tenons at 90°	Bronze	29 (13.1)	1.3 (0.1)



A	B	C	D	E	F
16"	30"	15"	19"	27"	22.5"
406 mm	762 mm	381 mm	483 mm	686 mm	572 mm

# ORDERING INFORMATION



**R** - **T** - **S** - **30** - **80** - **1** - **TA** - **DB**  
 |            |            |            |            |            |            |            |  
 Cross      Style        Material      Nominal      Nominal      Shaft        Mounting      Finish  
 Section                                     Length        Shaft Dia.    Thickness    Type

Catalog Number	Height ft	Shaft Base Dim.	Wind Load Rating <sup>1</sup>				Shaft Size	Wall Thick.	Bolt Circle	Base Plate (sq)	Anchor Bolt Size	Bolt Proj.	Pole Wt. (lbs)
			80 mph	90 mph	100 mph	120 mph							
<b>GROUP 1</b>													
<b>RTS-20-65-1-TA-XX</b>	20	6.5	22	17.2	14	9	6.5 x 3.7"	.119	9.5 - 13"	12.5"	1 x 36 x 4"	4"	187
<b>RTS-25-70-1-TA-XX</b>	25	7	18	14	12	6	7 X 3.5"	.119	10 - 13"	12.5"	1 x 36 x 4"	4"	226
<b>RTS-30-80-1-TA-XX</b>	30	8	18	14	10	6	8 X 3.8"	.119	11 - 13.5"	12.5"	1 x 36 x 4"	4"	290
<b>RTS-35-85-1-TA-XX</b>	35	8.5	14	10.6	7	4	8.5 X 3.6"	.119	11.5 - 13.5"	12.5"	1 x 36 x 4"	4"	340
<b>RTS-39-90-1-TA-XX</b>	39	9	14	10.4	7	3	9 X 3.5"	.119	12.5 - 13.5"	12.5"	1 x 36 x 4"	4"	382
<b>GROUP 2</b>													
<b>RTS-10-50-1-TA-XX</b>	10	5	45	37	30	-	4.5 x 3.1"	.119	Consult Template for Information				72
<b>RTS-12-50-1-TA-XX</b>	12	5	42	34	28	-	4.8 x 3.1"	.119	Consult Template for Information				84
<b>RTS-14-50-1-TA-XX</b>	14	5	40	32	27	-	5.1 x 3.1"	.119	Consult Template for Information				96
<b>RTS-16-50-1-TA-XX</b>	16	5	32	26	21	-	5.4 x 3.1"	.119	Consult Template for Information				109
<b>RTS-18-50-1-TA-XX</b>	18	5	28	23	18	-	5.6 x 3.1"	.119	Consult Template for Information				122
<b>RTS-20-60-1-TA-XX</b>	20	6	22	18	14	-	6.1 x 3.3"	.119	Consult Template for Information				149
<b>RTS-25-70-7-TA-XX</b>	25	7	23	-	14.5	10.5	7 x 3.5"	.179	Consult Template for Information				305
<b>RTS-30-80-7-TA-XX</b>	30	8	26	-	16.5	-	8 x 3.8"	.179	Consult Template for Information				433
<b>RTS-35-85-7-TA-XX</b>	35	9	22	-	14	9.6	8.5 x 3.6"	.179	Consult Template for Information				510
<b>RTS-35-95-1-TA-XX</b>	35	9.5	27	-	16.5	-	9.5 x 4.6"	.119	Consult Template for Information				510
<b>RTS-40-90-1-TA-XX</b>	40	9	17.2	-	11.1	7.2	9 x 3.6"	.119	Consult Template for Information				382
<b>RTS-40-90-7-TA-XX</b>	40	9	22	-	13.5	-	9 x 3.6"	.179	Consult Template for Information				565
<b>RTS-50-10-1-TA-XX</b>	50	10	12.5	-	8.1	5.2	10 x 3"	.119	Consult Template for Information				730
<b>RTS-50-11-7-TA-XX</b>	50	11	28.3	-	18.6	12.3	11 x 4"	.179	Consult Template for Information				835
<b>RTS-60-12-1-TA-XX</b>	60	12	19.7	-	12.5	9	12 x 3.84"	.119	Consult Template for Information				1088
<b>RTS-60-12-7-TA-XX</b>	60	12	34	-	22.7	15.5	12.5 x 4.46"	2pc <sup>2</sup>	Consult Template for Information				1451

<sup>1</sup> Allowable EPA with 1.3 gust factor. To determine maximum pole loading weight, multiply allowable EPA by 30 lbs. Example: **RTS-20-60-1** pole in 100 MPH zone = 420 lbs (14 x 30).

<sup>2</sup> Two-piece pole (bottom section = .179, top section = .119)

Note Factory supplied template must be used when setting anchor bolts. Hubbell Lighting will deny any claim for incorrect anchorage placement resulting from failure to use factory supplied template and anchor bolts.

Note Group 1 only: Bolt circle (suggested) values: 20' pole = 9.5", 25' pole = 10", 30' pole = 11", 35' pole = 11.5", 39' pole = 12.5".

## COMPLETE PART NUMBER REQUIRES SHAFT ABOVE PLUS MOUNTING TYPE, FINISH & APPROPRIATE OPTIONS BELOW

### MOUNTING TYPE

**TA** Tenon (2.375" OD)

### FINISH

**DB** Dark Bronze  
**BL** Black  
**WH** White  
**GR** Gray  
**PS** Platinum Silver  
**CC** Custom Color (Consult Factory)  
**PR** Primer Only  
**GL** Hot Dip Galvanized  
 (consult factory for Group 1)

### OPTIONS

**Q18<sup>3</sup>** 15 Amp GFCI Receptacle  
 and Cover  
**Q22<sup>3</sup>** Extra Handhole  
**Q26<sup>3</sup>** .5" Coupling  
**Q27<sup>3</sup>** .75" Coupling  
**Q30<sup>3</sup>** 2" Coupling  
**Q32<sup>3</sup>** Mid-pole Luminaire Bracket  
**Q40** Vibration Damper  
**Q45** Square Base Cover  
**LAB** Less Anchor Bolts

Due to our continued efforts to improve our products, product specifications are subject to change without notice.



Hubbell Outdoor Lighting • 701 Millennium Drive • Greenville, SC 29607 • PHONE: 864-678-1000  
 For more information visit our web site: [www.hubbelloutdoor.com](http://www.hubbelloutdoor.com)