

QL

LED Flood

FLOODLIGHTING



- Die-cast aluminum housing and door; protects LED system components
- Thermal shock resistant clear glass lens
- High-grade silicone gasket provides positive seal against water and insects
- Large 1/2" swivel knuckle allows versatile aiming; easy mounting to standard junction boxes and covers
- QL LED provides NEMA 5x5 uniform wide beam
- LED light engine with 120-277V driver
- Finish is gray powder coat for lasting appearance
- Listed to UL1598 for use in wet locations
- Color temperature: 3500K
- Lumens: nominal 330 lumens

ORDERING INFORMATION

Catalog Number	Max. Watts	Housing Finish	NEMA Beam Spread H° x V°	Weight lbs. (kg)	EPA ft² (m²)
QL LED					
QL10WLED ¹	10	Gray	86x85	5.0 (2.2)	.5 (0.5)

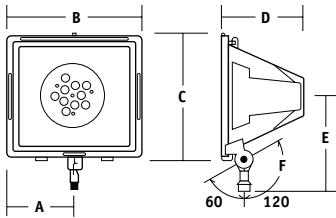
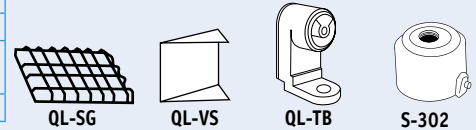
1 120-277V

ACCESSORIES - Order Separately

Catalog Number	Description	Weight lbs. (kg)
QL-505 Series		
QL-5G	Wire guard (2 inch square grid)	1 (0.5)
QL-VS	Top/side visor (Max use two - at 180°)	.5 (0.2)
QL-TB	Crossarm trunnion box; Half yoke with large wiring box for mounting to any flat surface, natural aluminum	.8 (0.4)
S-302	Pole top slipfitter for 1/2" swivel knuckle; Slipfits 2 3/8" OD pipe, gray finish	.8 (0.4)

REPLACEMENT PARTS

Catalog Number	Description
264-0184-9803	Glass lens QL505
207-5011-0214	Knuckle, gray



A	B	C	D	E	F
4 5/16"	8 5/8"	8 1/2"	5 1/4"	7"	2 1/2"
110 mm	219 mm	216 mm	133 mm	178 mm	64 mm

309

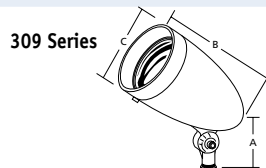
LED Lampholder



- Decorative dark bronze finish
- Die-cast aluminum housing
- Tempered glass lens
- Large 1/2" swivel knuckle, universal aim
- 120-277V operation
- CSA certified to UL 1598, CSA 22.2 No. 250.0-00, Suitable for wet locations
- Deep shield, wire guard accessories vary, see page 558
- 15w - nominal 315 lumens
- 3500K color temperature
- Uses AFF lower knuckle

ORDERING INFORMATION

Catalog Number	Description	Finish	Weight lbs. (kg)
LED - Wet Location Listed - Universal Aiming			
30910LEDML	LED bullet flood	Bronze	5 (2.2)



A	B	C
5"	9 7/8"	5 3/8"
127 mm	251 mm	136 mm



Outdoor Lighting