

# ROADWAY LED



- 48 LEDs - 68w - 6087 lumens
- 4800K - 89 lumens per watt!
- Type II medium cut-off distribution
- IP67 optical and driver seal
- 48,000 hr L90 / calculated 100,000+ hr L70 LED life
- Available in 3G rated complete RM fixture or as upgrade module for existing NEMA\* 100-175w fixtures
- Traditional roadway design - simple installation on existing poles and brackets
- 120-277V universal driver, 50/60hz
- Surge protection of 10KA 8/20  $\mu$ Sec wave; clamping voltage of 320V and surge rating of 273J

- Made in the USA
- Textured power paint finish - gray and bronze standard
- Custom RAL finishes by quotation
- IP67 sealed LED light engine with acrylic cover, a Gortex shield allows light engine to breath without moisture entry
- Individual Type II LED lenses provide additive light contribution from all 48 LEDs
- Custom die-cast heat sink assures LEDs operate within design temperatures for excellent life and efficiency (-35°C to 40°C)
- Precision optical design by HELLA, Inc. U.S.A
- Listed to UL1598 for use in wet locations



**RMCT Roadway LED**



**RF LED Retrofit kit**

# RM LED Roadway LED



A complete 3G rated traditional 'cobrahead' styled luminaire with excellent performance and low maintenance.

<b>RMCT</b>	<b>48LU-5K</b>	<b>020</b>	<b>1</b>	<b>5</b>		
<b>LENS DOOR</b> RMCT Cut-off top mounted ballast	<b>LED</b> 48LU-5K <sup>1</sup> 48 LED	<b>OPTICAL DISTRIBUTION/ GASKETING</b> 020 <sup>2</sup> Type II IP67 Optic	<b>CERTIFICATION</b> 1 To UL1598 for use in wet locations	<b>BALLAST DOOR CLOSURE</b> 5 Screw and latch	<b>FUSING</b> F0 None F1 120 F2 208 F3 240 F4 277	<b>FINISH</b> M51 Bronze M53 Gray
			<b>PHOTOCELL RECEPTACLE</b> 2 No PCR 3 <sup>3</sup> With PCR			

<b>A</b>	<b>B</b>	<b>C</b>
7"	13"	29 <sup>3</sup> / <sub>4</sub> "
178 mm	330 mm	756 mm


  

1 4800K CCT  
2 B1-U1-G1 rating  
3 Required for WIH-0M accessory for on/off wireless control capability (consult factory)

# RF LED Retrofit Kit



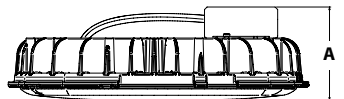
BOTTOM KIT VIEW



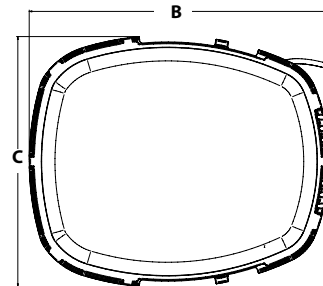
TOP VIEW HEAT SINK

An upgrade kit complete with driver and surge protector. Replaces 100-150w HPS or 175w Mercury systems in NEMA\* size luminaires.

Catalog Number	Description	Weight lbs. (kg)
RF 48LU-5K	Type II cut-off retrofit kit for RM Roadway luminaires, with surge protector	12 (5.5)



<b>A</b>	<b>B</b>	<b>C</b>
4.32"	13.91"	11.57"
109 mm	353 mm	293 mm



\*NEMA rated – Hubbell RM, AEL 115, Cooper OVG/OVH/RC, GE M250R2/A2, Lithonia CHL/CHLD

## The RF LED retrofits the following manufacturers' fixtures:

Convert existing fixtures in minutes! Simply remove existing optical assembly and lens, install LED retrofit unit into door assembly with existing lens retainer(s), connect power leads and close door.

Hubbell Lighting	<b>RM Series</b>
American Electric	<b>AEL 115 (113, 313)</b>
Lithonia	<b>CHL, CHLD</b>
General Electric	<b>M250R2/A2</b>
Cooper	<b>OVG, OVH, RC</b>

Please check with factory for more details

